

TECHNICAL SPECIFICATIONS

Description	Standard Test	Measurement Unit	ISO Standard Requirement	NIRO GRANITE
Length & Width	MS ISO 10545 - 2	mm	± 0.5% Max	± 0.25% Max
Thickness	MS ISO 10545 - 2	mm	± 5.0% Max	± 2.50% Max
Sides Straightness	MS ISO 10545 - 2	mm	± 0.5% Max	± 0.25% Max
Rectangularity	MS ISO 10545 - 2	mm	± 0.6% Max	± 0.30% Max
Flatness: a) Centre Curvature b) Edge Curvature c) Warpage	MS ISO 10545 - 2 MS ISO 10545 - 2 MS ISO 10545 - 2	mm mm mm	± 0.5% Max ± 0.5% Max ± 0.5% Max	± 0.25% Max ± 0.25% Max ± 0.25% Max
Surface Quality	MS ISO 10545 - 2	One major area of tiles	≥ 95% free from visible defect	Comply
Water Absorption	MS ISO 10545 - 3	Mass	≤ 0.5%	≤ 0.25% Max
Modulus of Rupture	MS ISO 10545 - 4	N/mm2	≥ 35 N/mm2	≥ 35 N/mm2
Deep Abrasion	MS ISO 10545 - 6	mm3	≤ 175 mm3	≤ 160 mm3
Surface Abrasion PEI ASTM C1027	MS ISO 10545 - 7	Visual Check	Manuf. to State Abrasion Class, Cycle Passed	Min PEI 3
Crazing Test	MS ISO 10545 - 11	Visual Check	Not Applicable for porcelain tiles	Not Applicable
Frost Resistance	MS ISO 10545 - 12	Visual Check	Required	No Visible Crack
Chemical Resistance (Low Cons.)	MS ISO 10545 - 13	Visual Check	Manuf. to State	Max Visible Change On Cut Side
Chemical Resistance (Household/Swimming Pool)	MS ISO 10545 - 13	Visual Check	Max Visible Change On Cut Side	Max Visible Change On Cut Side
Stain Resistance	MS ISO 10545 - 14	Visual Check	Class 3 Min	Class 3 Min
Coefficient of Friction AS/NZS 4586-1999 App.D.	MS ISO 10545 - 17	Manuf. to State	Manuf. to State	Oil /Wet Ramp (R9 Min)









Each different tiles series are produced to meet different performance requirements. For specific product technical performance, please request from Nirol Granite sales team or their agent or distributor.

Colour Variations: Since the colour reproduction in this printed piece will vary from the actual tile colours, final selection should be made from tile samples. Colour, shade and glaze variations may exist due to the inherent characteristics of porcelain tile.

Due to the low porosity of porcelain tiles, an Improved High Performance Cementitious adhesive in accordance to BS EN 12004 & ISO 13007-1 is highly recommended for proper installation. Products that meet this standard are available amongst leading adhesive manufacturers. Please seek expert advice from adhesive manufacturers for proper selection and application.







SHADE AND TONALITIES

 V1 UNIFORM FROM TILE TO TILE	 V2 SLIGHTLY NOTICEABLE FROM TILE TO TILE	 V3 MODERATELY NOTICEABLE FROM TILE TO TILE	 V4 DISTINCTLY NOTICEABLE FROM TILE TO TILE
 Uniform from tile to tile The range of colours and tones within the same shade is relatively uniform from tile to tile. Minimal to no difference among pieces from the same production run.	 Slightly noticeable from tile to tile The range of colours and tones within the same shade is slightly noticeable from tile to tile. Clearly distinguishable differences in design or pattern with similar or slight change in colour tones.	 Moderately noticeable from tile to tile The range of colours and tones within the same shade is moderately noticeable from tile to tile. Clearly distinguishable differences in design or pattern.	 Distinctly noticeable from tile to tile The range of colours and tones within the same shade is distinctly different from tile to tile. Random color differences from tile to tile, so that one tile may have totally different colors from that on other tiles. Final installation can be unique.



PASSIONATE ABOUT LIFE



 facebook /nirogranite.niroceramlogroup
  twitter /Niro_Granite
  Instagram /Niro_Granite
  NIRO GRANITE STUDIO /available in app store
 www.nirogranite.com

CT - YURA 160826



YURA





YURA

The Yura collection inherits the characteristics of Italian natural stones with a smooth look and neutral to the other elements. Most of the natural colours are dark and solid and with the light variations and tone within tone shades creates a deeper look, giving the tile a personality.

Perfectly rectified with a delicate honed and natural surfaces, Yura comes in 4 different colours integrated with different sizes with an elegant mosaic combination to harmonize the wall and floor. Every single detail is specifically designed to create an exclusive room concept for lofts, boutiques, trendy bars and contemporary modern living. Yura, the floor solution developed in Italy to fit the best interior designs.



GMYO1 • SNOW



60 x 60cm



30 x 60cm



30 x 30cm



30 x 30cm mosaic seed /
30 x 30cm mosaic cut

GMYO3 • FOGGY




60 x 60cm



30 x 60cm



30 x 30cm



30 x 30cm mosaic seed /
30 x 30cm mosaic cut

GMYO4 • TOBACCO




60 x 60cm



30 x 60cm



30 x 30cm




30 x 30cm mosaic seed /
30 x 30cm mosaic cut

GMYO6 • LEAD GREY




60 x 60cm



30 x 60cm



30 x 30cm

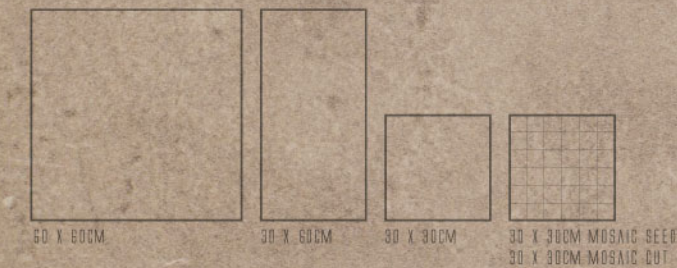


30 x 30cm mosaic seed /
30 x 30cm mosaic cut




SNOW
CMY01

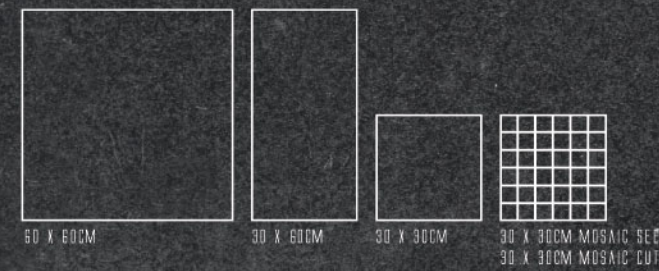

60 X 60CM 30 X 60CM 30 X 30CM 30 X 30CM MOSAIC SEEP / 30 X 30CM MOSAIC CUT



FOGGY
GMY03



TOBACCO
GMY04



LEAD GREY
GMY06