

Charme

CHARME

FULL BODY PORCELAIN TILE



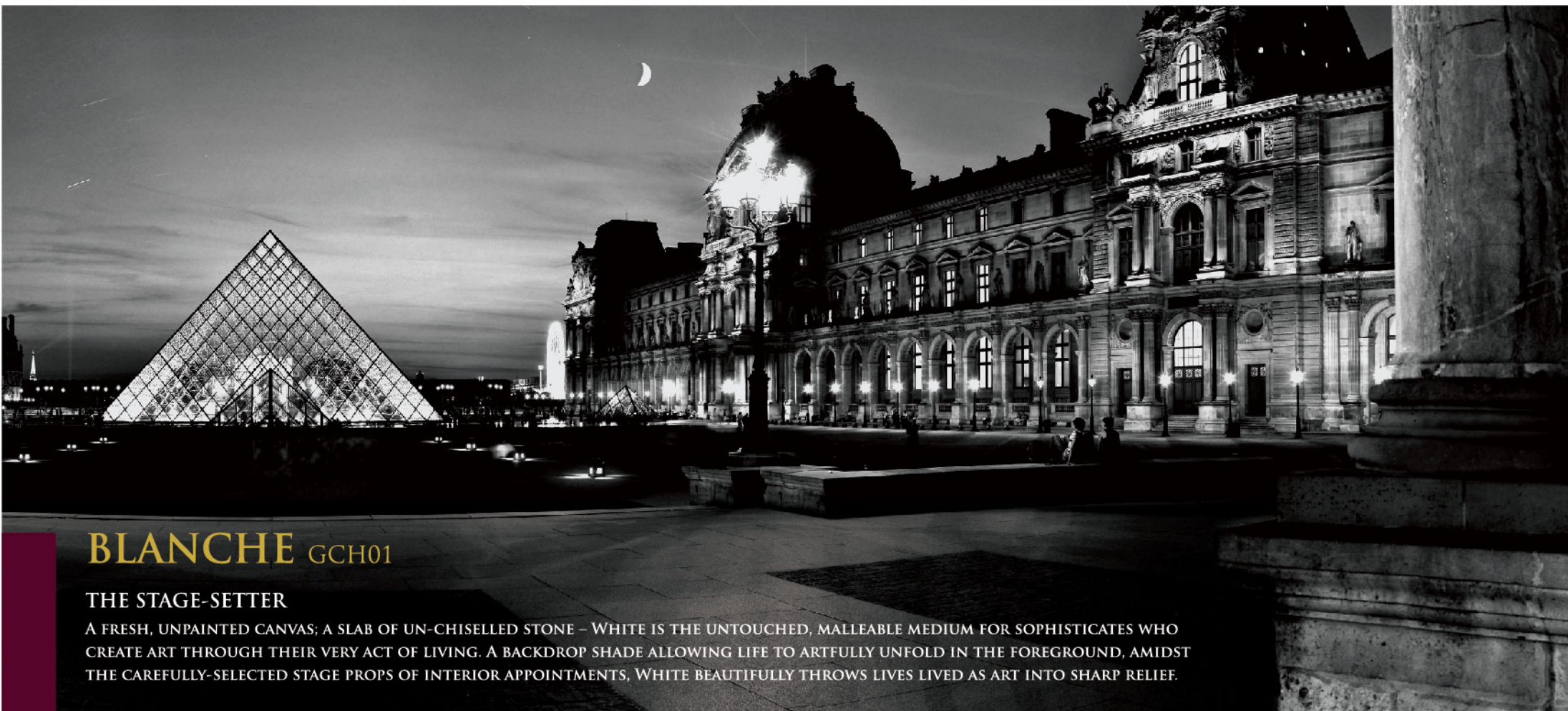


Charme⁺
C H A R M E

THE MASTERPIECE OF LIFE LIVED AS ART

CHRISTENED WITH THE EXQUISITE FRENCH TERM MEANING “ENCHANTED”, CHARME INDEED ENCHANTS, MESMERISES AND CAPTIVATES THE DISCERNING EYE – AESTHETICALLY INSPIRED, AS IT IS, BY THAT MOST STATELY AND ILLUSTRIOUS OF FRENCH CULTURAL INSTITUTIONS – THE LOUVRE.

ARTFULLY RENDERED IN THE APPEALING SHADES OF WHITE, GREY AND BLACK; A DIMENSION OF 30 X 60; AND TWO SURFACE VARIETIES OF MATT AND STRUCTURED, CHARME PRODUCED ON FULL BODY PORCELAIN TILE IS A POWERFUL DEMONSTRATION OF SUPREME FINESSE, CRAFTSMANSHIP AND IMAGINATION – AND WHICH TRANSFORMS SOPHISTICATED, URBANE AND SUMPTUOUS LIFESTYLES INTO TRUE MASTERPIECES.




BLANCHE GCH01

THE STAGE-SETTER

A FRESH, UNPAINTED CANVAS; A SLAB OF UN-CHISELLED STONE - WHITE IS THE UNTOUCHED, MALLEABLE MEDIUM FOR SOPHISTICATES WHO CREATE ART THROUGH THEIR VERY ACT OF LIVING. A BACKDROP SHADE ALLOWING LIFE TO ARTFULLY UNFOLD IN THE FOREGROUND, AMIDST THE CAREFULLY-SELECTED STAGE PROPS OF INTERIOR APPOINTMENTS, WHITE BEAUTIFULLY THROWS LIVES LIVED AS ART INTO SHARP RELIEF.




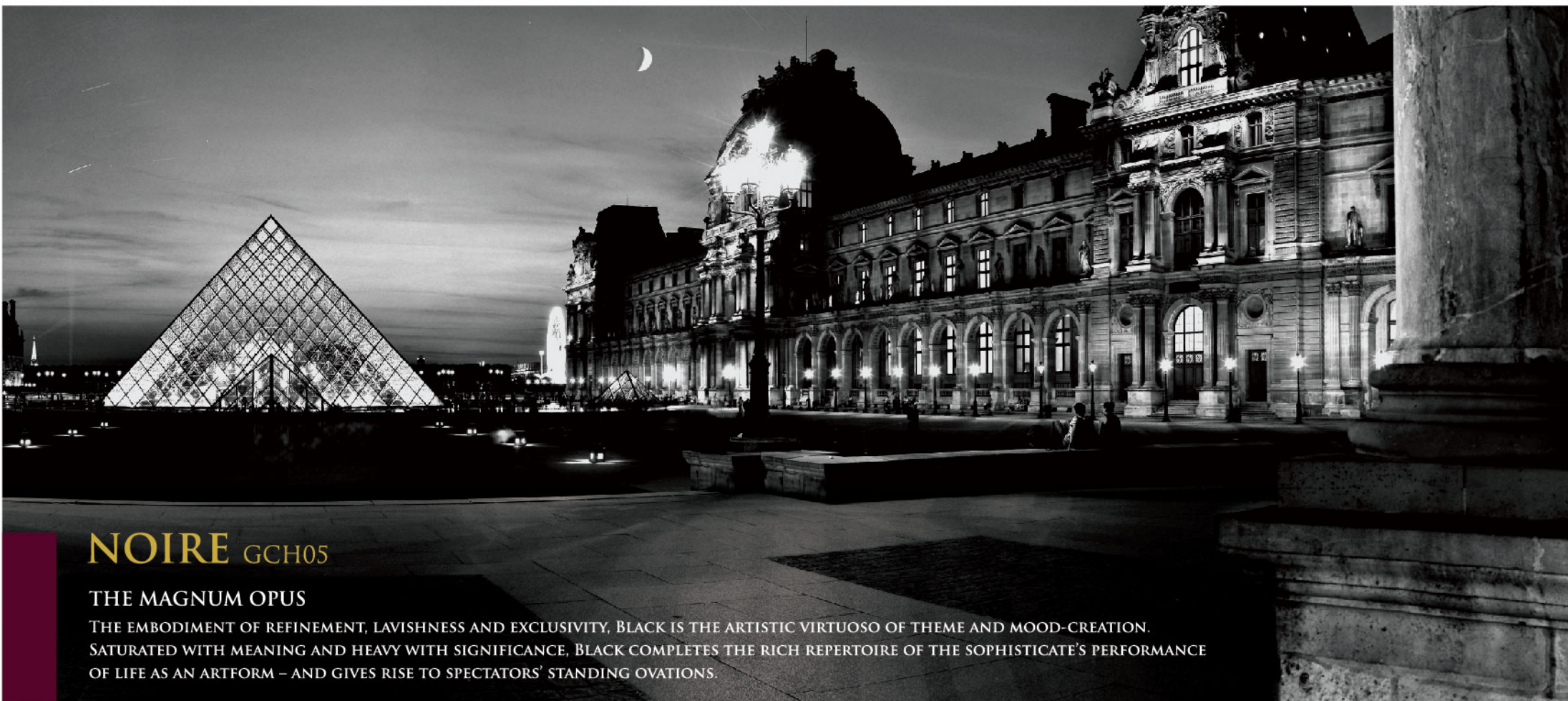


GRISE GCH04

THE INVISIBLE OBJET D'ART

THE DELICATE TONE OF GREAT ANTIQUE AND CONTEMPORARY CARVINGS, STATUARY AND MONUMENTS, GREY PLAYS A LEADING ROLE IN MANUFACTURING MOODS OF ARTISTIC MAJESTY, ELEGANCE AND TIMELESSNESS. ADDING SCULPTURAL PRESENCE – WITHOUT TAKING UP AN ATOM OF SPACE – THE SOPHISTICATE'S WORK AND LIVING ENVIRONMENT IS RICHLY-DEFINED AND GIVEN ADDED DIMENSION BY GREY.





NOIRE GCH05

THE MAGNUM OPUS

THE EMBODIMENT OF REFINEMENT, LAVISHNESS AND EXCLUSIVITY, BLACK IS THE ARTISTIC VIRTUOSO OF THEME AND MOOD-CREATION. SATURATED WITH MEANING AND HEAVY WITH SIGNIFICANCE, BLACK COMPLETES THE RICH REPERTOIRE OF THE SOPHISTICATE'S PERFORMANCE OF LIFE AS AN ARTFORM – AND GIVES RISE TO SPECTATORS' STANDING OVATIONS.



Charme[®]


CHARME

BLANCHE GCH01



Structured Surface 60cm x 30cm

GRISE GCH04



Structured Surface 60cm x 30cm

NOIRE GCH05




Structured Surface 60cm x 30cm



Matt Surface 60cm x 30cm




Matt Surface 60cm x 30cm




Matt Surface 60cm x 30cm



Irregular Mosaic 30cm x 30cm
(only for matt surface)



Irregular Mosaic 30cm x 30cm
(only for matt surface)



Irregular Mosaic 30cm x 30cm
(only for matt surface)

TECHNICAL SPECIFICATIONS

Description	Standard Test	Measurement Unit	ISO Standard Requirement	NIRO GRANITE
Length & Width	MS ISO 10545 - 2	mm	± 0.5% Max	± 0.25% Max
Thickness	MS ISO 10545 - 2	mm	± 5.0% Max	± 2.50% Max
Sides Straightness	MS ISO 10545 - 2	mm	± 0.5% Max	± 0.25% Max
Rectangularity	MS ISO 10545 - 2	mm	± 0.6% Max	± 0.30% Max
Flatness: a) Centre Curvature b) Edge Curvature c) Warpage	MS ISO 10545 - 2 MS ISO 10545 - 2 MS ISO 10545 - 2	mm mm mm	± 0.5% Max ± 0.5% Max ± 0.5% Max	± 0.25% Max ± 0.25% Max ± 0.25% Max
Surface Quality	MS ISO 10545 - 2	One major area of tiles	≥ 95% free from visible defect	Comply
Water Absorption	MS ISO 10545 - 3	Mass	≤ 0.5%	≤ 0.25% Max
Modulus of Rupture	MS ISO 10545 - 4	N/mm ²	≥ 35 N/mm ²	≥ 35 N/mm ²
Deep Abrasion	MS ISO 10545 - 6	mm ³	≤ 175 mm ³	≤ 160 mm ³
Surface Abrasion PEI ASTM C1027	MS ISO 10545 - 7	Visual Check	Manuf. to State Abrasion Class, Cycle Passed	Min PEI 3
Crazing Test	MS ISO 10545 - 11	Visual Check	Not Applicable for porcelain tiles	Not Applicable
Frost Resistance	MS ISO 10545 - 12	Visual Check	Required	No Visible Crack
Chemical Resistance (Low Cons.)	MS ISO 10545 - 13	Visual Check	Manuf. to State	Max Visible Change On Cut Side
Chemical Resistance (Household/Swimming Pool)	MS ISO 10545 - 13	Visual Check	Max Visible Change On Cut Side	Max Visible Change On Cut Side
Stain Resistance	MS ISO 10545 - 14	Visual Check	Class 3 Min	Class 3 Min
Coefficient of Friction AS/NZS 4586-1999 App.D.	MS ISO 10545 - 17	Manuf. to State	Manuf. to State	Oil /Wet Ramp (R9 Min)

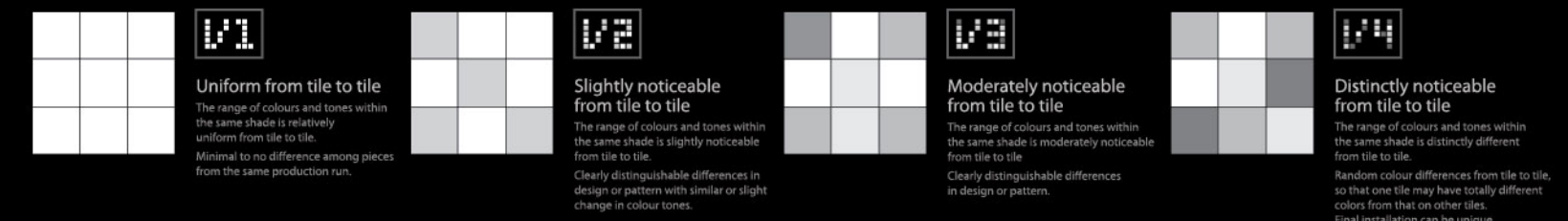
Each different tiles series are produced to meet different performance requirements. For specific product technical performance, please request from Niro Granite sales team or their agent or distributor.

Colour Variations: Since the colour reproduction in this printed piece will vary from the actual tile colours, final selection should be made from tile samples. Colour, shade and glaze variations may exist due to the inherent characteristics of porcelain tile.



Due to the low porosity of porcelain tiles, an Improved High Performance Cementitious adhesive in accordance to BS EN 12004 & ISO 13007-1 is highly recommended for proper installation. Products that meet this standard are available amongst leading adhesive manufacturers. Please seek expert advice from adhesive manufacturers for proper selection and application.

SHADE AND TONALITIES





NIRO GRANITE
THE SWISS-QUALITY TILE

PASSIONATE ABOUT LIFE



facebook
[/nirogranite.niroceramicgroup](https://www.facebook.com/nirogranite.niroceramicgroup)



twitter
[/Niro_Granite](https://twitter.com/Niro_Granite)



instagram
[/Niro_Granite](https://www.instagram.com/Niro_Granite)



NIRO GRANITE STUDIO
/available in app store

www.nirogranite.com